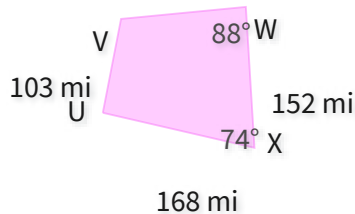
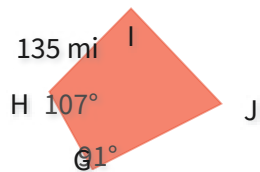


#1

These figures are congruent. What is IJ?



☐ 118 mi

☐ 151 mi

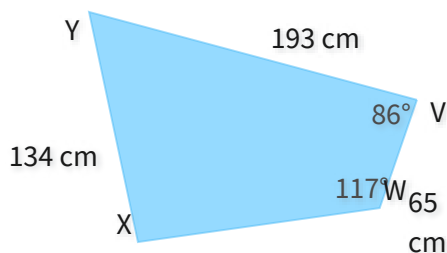
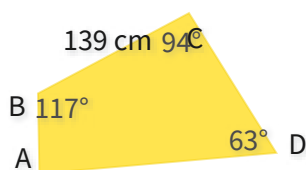
☐ 175 mi

☐ 152 mi

Show your work

#2

These figures are congruent. What is DA?



☐ 193 cm

☐ 230 cm

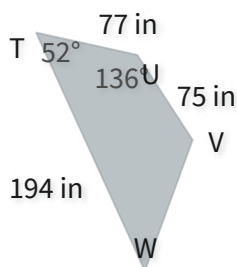
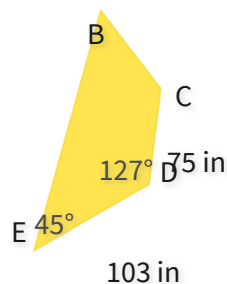
☐ 183 cm

☐ 195 cm

Show your work

#3

These figures are congruent. What is BC?

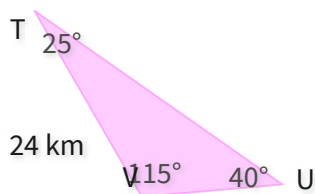
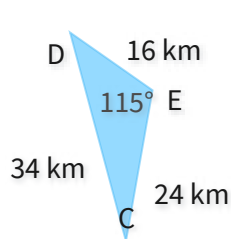


in

Show your work

#4

These figures are congruent. What is  $\angle D$ ?



☐  $44^\circ$

☐  $47^\circ$

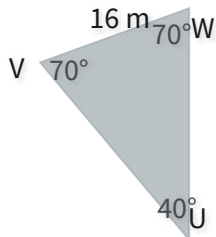
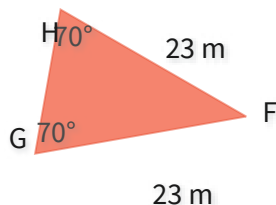
☐  $28^\circ$

☐  $40^\circ$

Show your work

#5

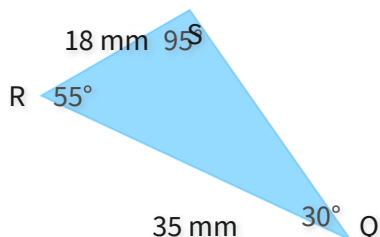
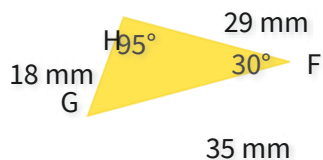
These figures are congruent. What is  $\angle F$ ?



Show your work

#6

These figures are congruent. What is  $\angle G$ ?



☐  $40^\circ$

☐  $44^\circ$

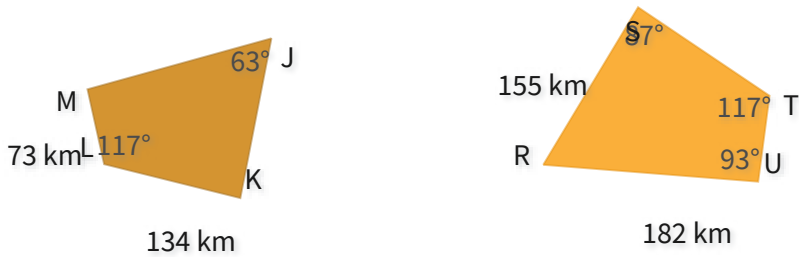
☐  $55^\circ$

☐  $62^\circ$

Show your work

#7

These figures are congruent. What is MJ?

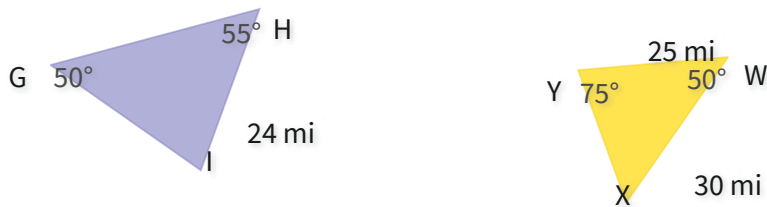


km

Show your work

#8

These figures are congruent. What is IG?



☐ 18 mi

☐ 29 mi

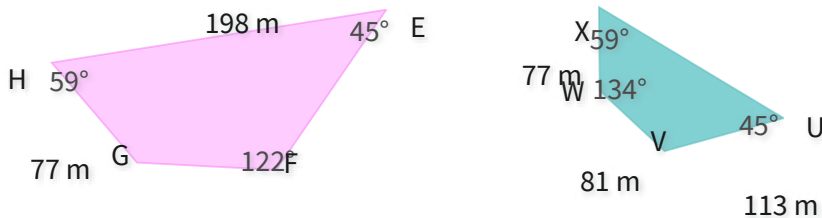
☐ 28 mi

☐ 25 mi

Show your work

#9

These figures are congruent. What is EF?



☐ 113 m

☐ 106 m

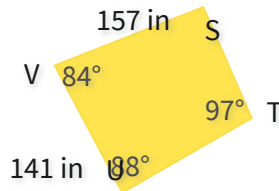
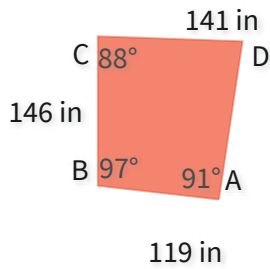
☐ 147 m

☐ 126 m

Show your work

#10

These figures are congruent. What is DA?

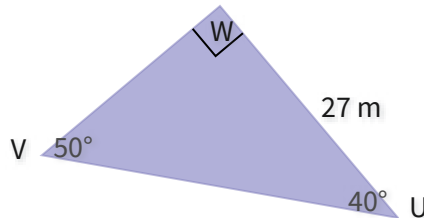
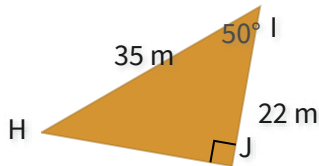


in

Show your work

#11

These figures are congruent. What is JH?

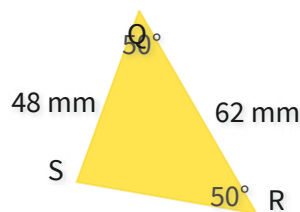
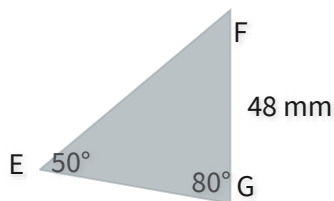


m

Show your work

#12

These figures are congruent. What is EF?



mm

Show your work

Question	Answer
#1	choice 4
#2	choice 1
#3	77
#4	choice 4
#5	40
#6	choice 3
#7	182
#8	choice 4
#9	choice 1
#10	157
#11	27
#12	62