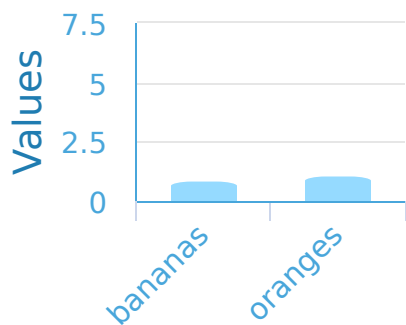
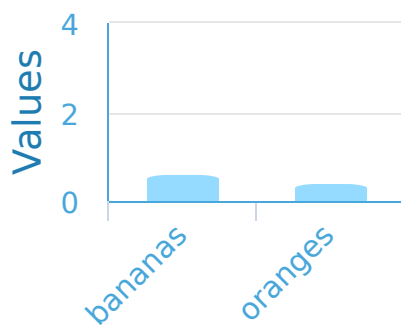




#1

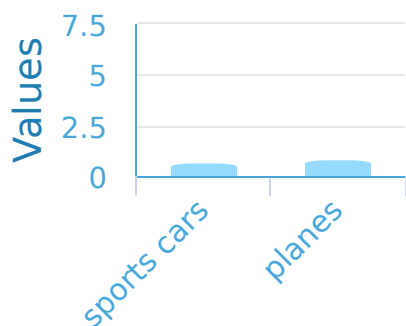
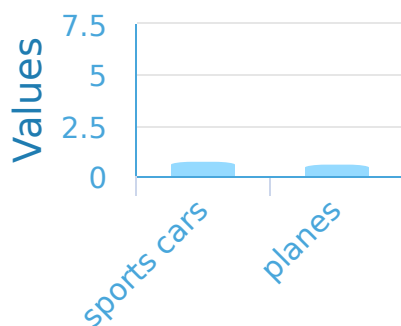
Abigail's mom gave her a chart of the fruits she needs to buy. The chart has 3 bananas and 2 oranges. Which bar graph corresponds to what Abigail needs to buy?

☐☐

Show your work

#2

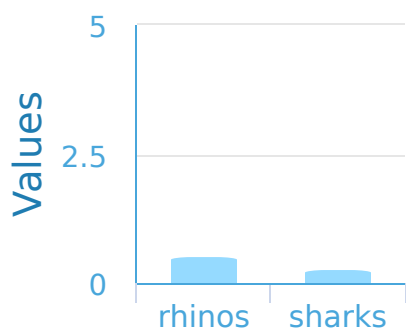
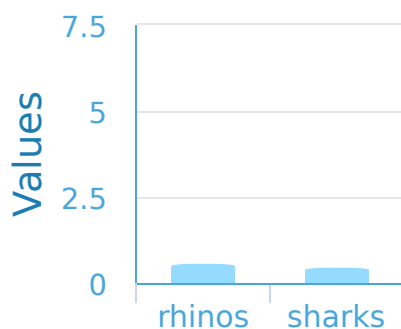
Evan likes toy vehicles and made a chart of the ones he owns. There are 5 sports cars and 4 planes. Which bar graph corresponds to the toys Evan has?

☐☐

Show your work

#3

At the zoo Isabella saw 5 rhinos and 4 sharks. Which bar graph corresponds to what Isabella saw?

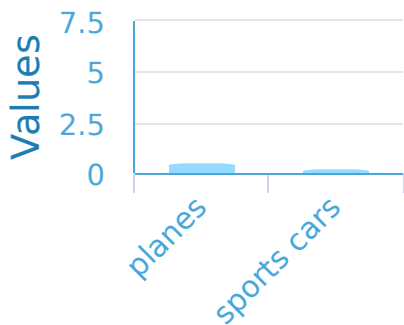
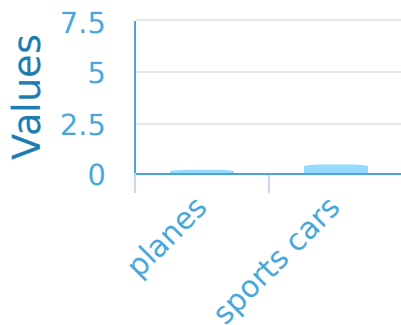
☐☐

Show your work



#4

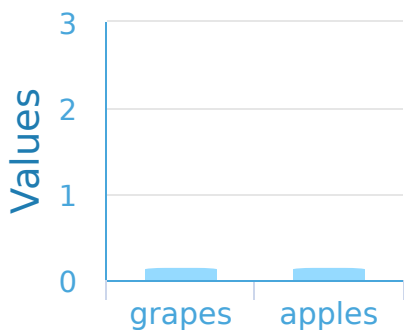
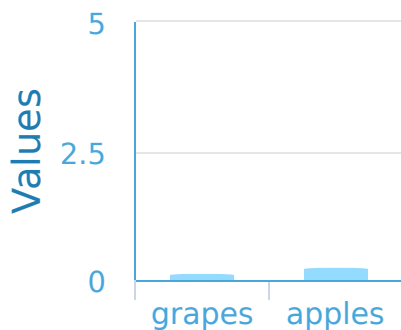
Isabelle likes toy vehicles and made a chart of the ones she owns. There are 5 planes and 2 sports cars. Which bar graph corresponds to the toys Isabelle has?

☐☐

Show your work

#5

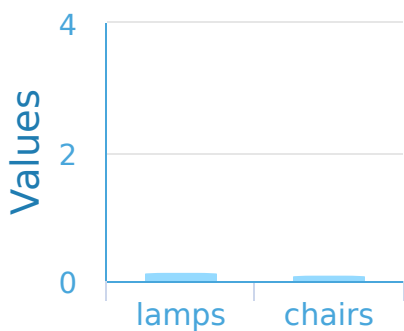
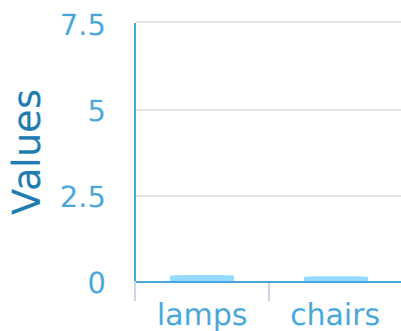
Samantha's mom gave her a chart of the fruits she needs to buy. The chart has 2 grapes and 2 apples. Which bar graph corresponds to what Samantha needs to buy?

☐☐

Show your work

#6

For a pirate school assignment Lily made a chart of the furniture in her room. There are 3 lamps and 2 chairs. Which bar graph corresponds to Lily's furniture?

☐☐

Show your work

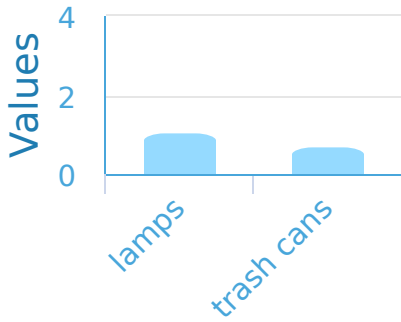
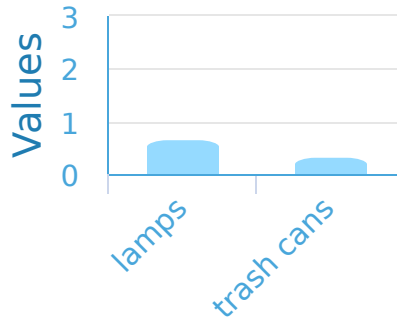


Which Bar Graph Is Correct?

Name: _____

#7

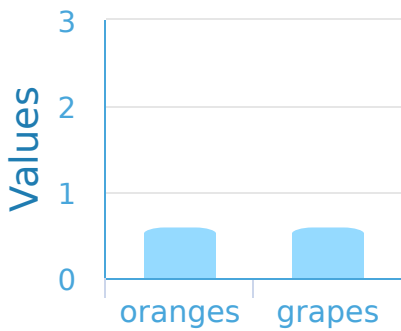
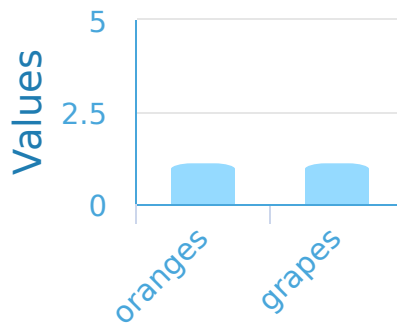
For a pirate school assignment Kayla made a chart of the furniture in her room. There are 3 lamps and 2 trash cans. Which bar graph corresponds to Kayla's furniture?

☐☐

Show your work

#8

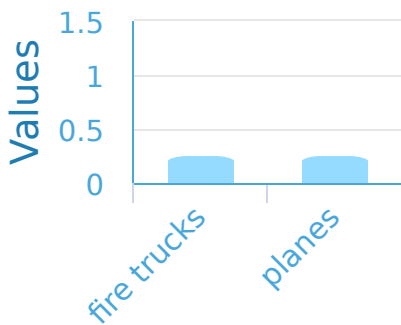
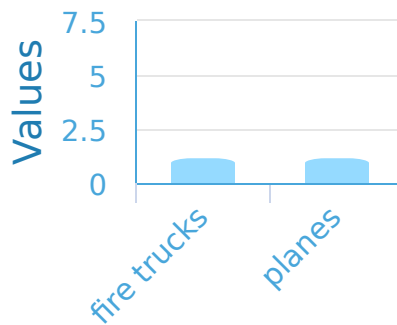
Matthew's mom gave him a chart of the fruits he needs to buy. The chart has 2 oranges and 2 grapes. Which bar graph corresponds to what Matthew needs to buy?

☐☐

Show your work

#9

Jacob likes toy vehicles and made a chart of the ones he owns. There are 5 fire trucks and 5 planes. Which bar graph corresponds to the toys Jacob has?

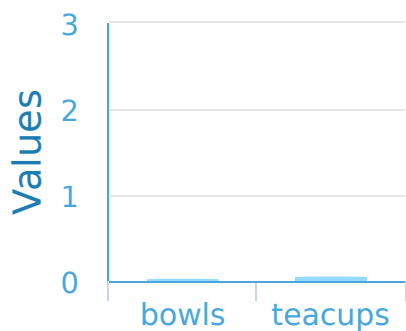
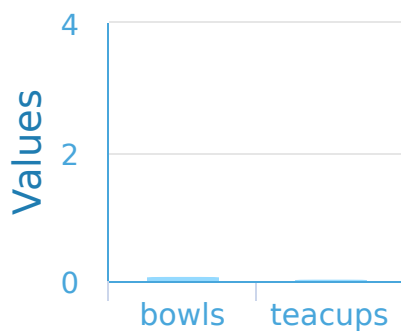
☐☐

Show your work



#10

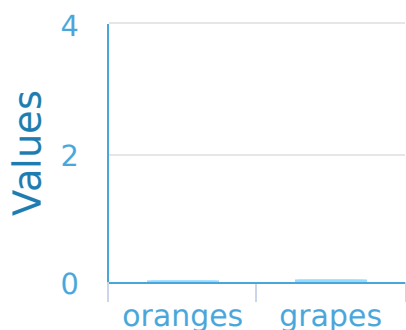
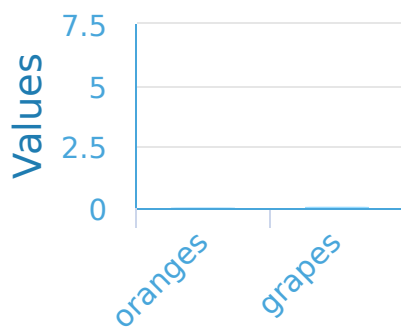
In Angela's kitchen there is 1 bowl and 2 teacups. Which bar graph corresponds to the contents of the kitchen?

☐☐

Show your work

#11

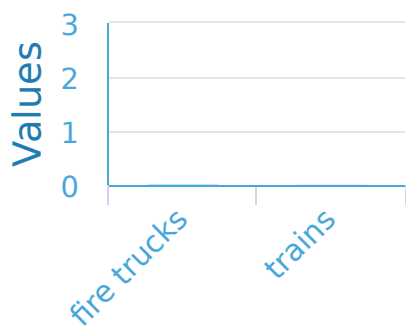
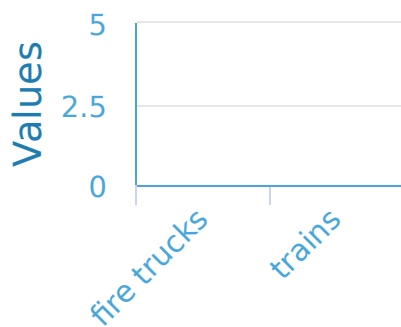
Christopher's mom gave him a chart of the fruits he needs to buy. The chart has 2 oranges and 3 grapes. Which bar graph corresponds to what Christopher needs to buy?

☐☐

Show your work

#12

Connor likes toy vehicles and made a chart of the ones he owns. There are 2 fire trucks and 1 train. Which bar graph corresponds to the toys Connor has?

☐☐

Show your work

Question	Answer
#1	choice 2
#2	choice 2
#3	choice 2
#4	choice 1
#5	choice 1
#6	choice 1
#7	choice 1
#8	choice 1
#9	choice 2
#10	choice 1
#11	choice 1
#12	choice 1